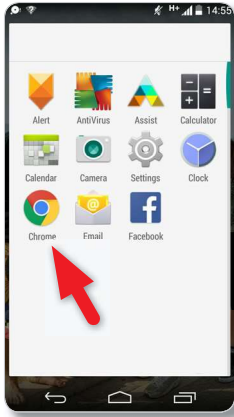


## How to add a shortcut to your home screen for **Android**

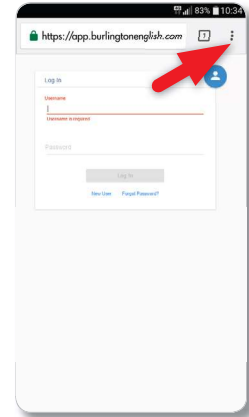
1 Open Chrome and enter the BurlingtonEnglish website, [www.BurlingtonEnglish.com](http://www.BurlingtonEnglish.com).



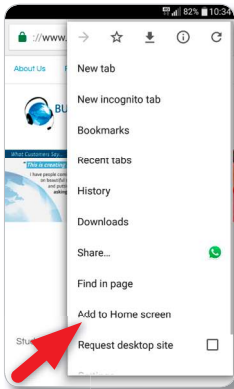
2 Tap the BE Login button.



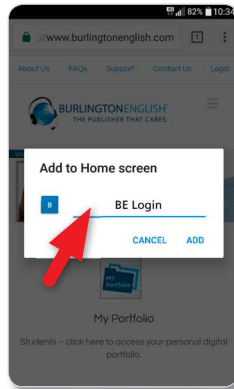
3 Tap the menu button.



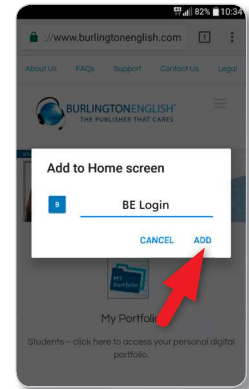
4 Tap "Add to Home screen".



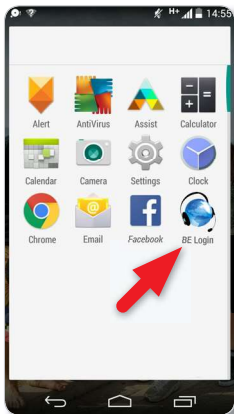
5 Edit the name in the place provided. Type in "BE CASAS".



6 Tap "Add".




7 The shortcut will now appear on your screen.



# How to add a shortcut to your home screen for iPhone

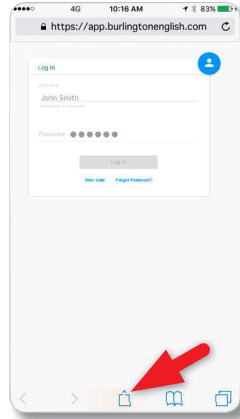
1 Open Safari and enter the BurlingtonEnglish website, [www.BurlingtonEnglish.com](http://www.BurlingtonEnglish.com).




2 Tap the BE Login button.



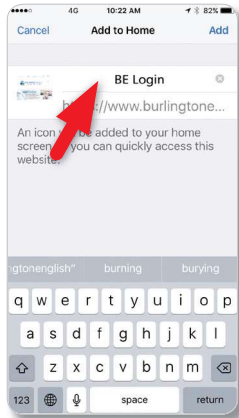
3 Tap the bookmark icon.



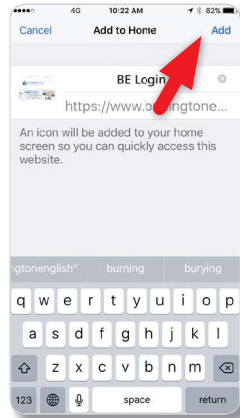
4 Tap the "Add to Home Screen" icon.



5 Edit the name in the space provided. Type in "BE CASAS".



6 Tap "Add".



7 The shortcut will now appear on your screen.

